




escape



explore



experience

GO Dive[®]



WHY Dive?

- Escape to a different world with new colors, shapes, textures and creatures.
- Explore and connect with nature.
- Experience new sensations and new perspectives.

Become a diver and transform yourself forever.



Explore the underwater world – from historic shipwrecks and pristine reefs to the mysteries of your local quarry. When you become a scuba diver, you can see what you've been missing locally or on vacation.

WHAT Do I Learn?

When becoming a PADI Open Water Diver, you enjoy three simple phases:



1. Knowledge Development

You learn things such as how pressure affects your body, how to choose the best gear and what to consider when planning dives.

2. Confined Water/ Pool Dives

You develop basic scuba skills in a pool or in a body of water with pool-like conditions. Here, you

learn everything from setting up your gear to how to easily get water out of your mask without surfacing.

3. Open Water Dives

You and your new friends you've made continue learning during four open water dives with your PADI Instructor in a typical dive environment. This is where you have fun putting it all together and fully experience the underwater adventure – at the beginner level.



WHAT Gear Do I Need?

As a minimum, you want your own **mask, fins** and **snorkel** when you start the PADI Open Water Diver course. These have a personal fit, and your PADI Dive Center or Resort will help you choose ones that have the fit and features best suited to you.



5 | GO DIVE®



6 | GO DIVE®

It's a good idea to invest in as much of your own equipment as you can because

- you're more comfortable learning to dive using gear chosen and fitted for you
- divers who own their own gear dive more
- having your own gear is part of the fun of diving

Many dive operators provide the rest of your gear for all or part of your PADI Open Water Diver course as part of the enrollment fee.

WHO Dives?

If you have an appetite for excitement and adventure, odds are you can become an avid PADI diver. You'll also want to keep in mind these requirements:

1. Physical

For safety, all students complete a brief questionnaire about medical conditions.

2. Waterskills

You demonstrate basic waterskill comfort by swimming 200 yards/metres. There is no time limit for this, and you may use any swimming strokes you want. You will also float in deep water for 10 minutes, again using any methods that you want.

3. Learning Materials

You'll need and use these training materials during and after your course:

- PADI *Open Water Diver Manual* and PADI *Open Water Diver Video* (a multimedia version is also available for computer based learning)
- Log book
- Recreational Dive Planner (Table, The Wheel® or eRDP™)

4. Age

You must be at least 10 years old.




HOW Soon?

You'll be diving in less time than you think. Typically, you complete the PADI Open Water Diver course over anywhere from four days to six weeks, depending upon how frequently you meet with your instructor.

PADI courses are performance-based, which means your instructor's interested in you learning to dive, not in how long you sit in a class.



9 | GO DIVE®



10 | GO DIVE®

Progress at your own pace – faster or slower depending upon the time you need to become a confident diver who dives regularly.

HOW SOON?

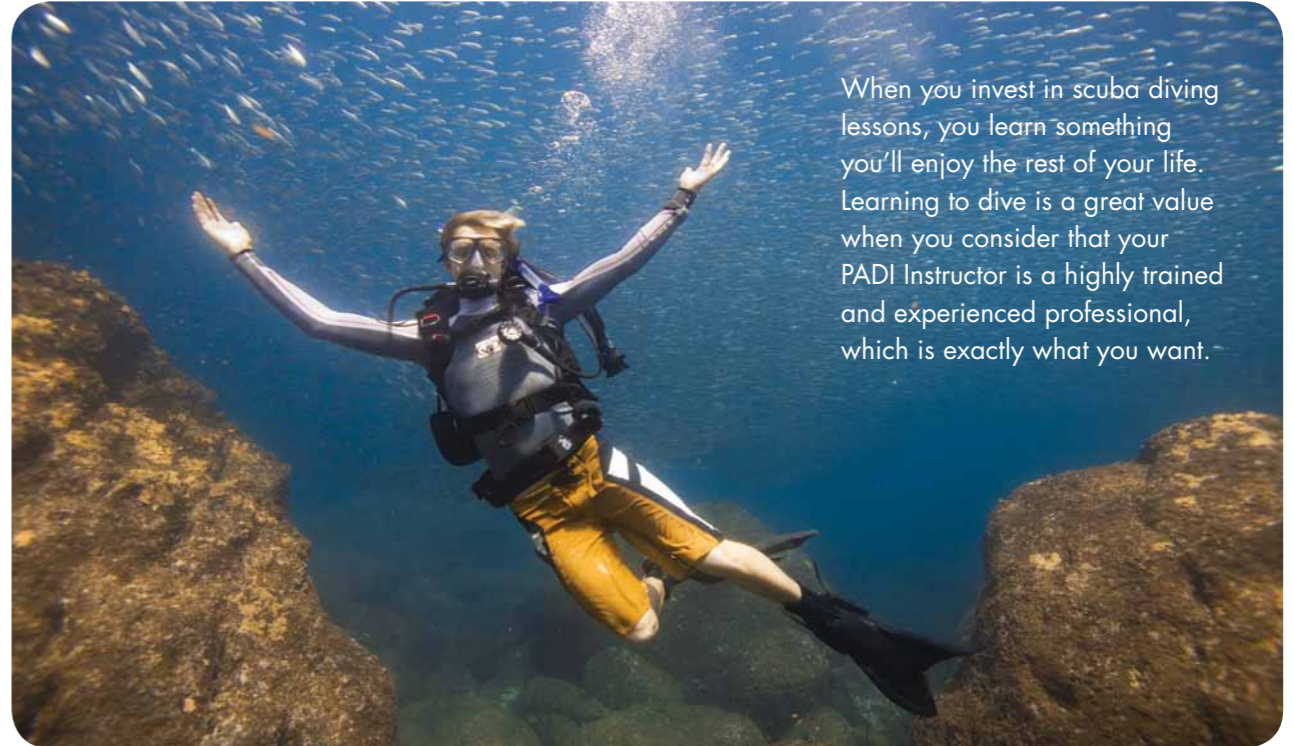
IS IT Expensive?

Compared with getting started in other popular adventure sports and outdoor activities learning to dive isn't expensive. You can expect to pay about the same as you would for:

- a full day of surfing lessons
- a weekend of rock climbing lessons
- a weekend of kayaking lessons
- about three hours of private golf lessons
- an intense weekend of cake decorating lessons
- one amazing night out at the pub!



11 | GO DIVE®



When you invest in scuba diving lessons, you learn something you'll enjoy the rest of your life. Learning to dive is a great value when you consider that your PADI Instructor is a highly trained and experienced professional, which is exactly what you want.

12 | GO DIVE®

IS IT EXPENSIVE?

GO Dive[®], With PADI[®]

Learn to Dive Online with
PADI eLearning[®]

Sign up today for the PADI
Open Water Course online at
www.padi.com/eLearning.



13 | GO DIVE[®]



When you learn to dive with PADI, you
enjoy the highest standards for dive
training, safety and customer service.

With more than 5,000 PADI Dive Centers
and Resorts in more than 180 countries
and territories, PADI makes learning to
dive fun and convenient.

Log onto www.padi.com to find your
nearest PADI facility and go dive today.

14 | GO DIVE[®]

The Way the World Learns to Dive®

To find your nearest PADI Dive Center or Resort,
log onto padi.com.



GO Dive!



PADI[®]
padi.com